




CLIMAZERO SYSTEM

Just using a few additional components, the Climatech threshold becomes coplanar with internal and external floor.



Flush to the
internal and
external floor



Specific component to
be coupled to standard
Climatech threshold



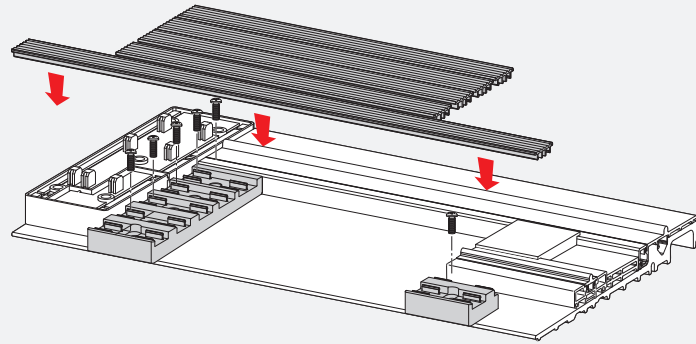
Easy to walk on



For PVC systems

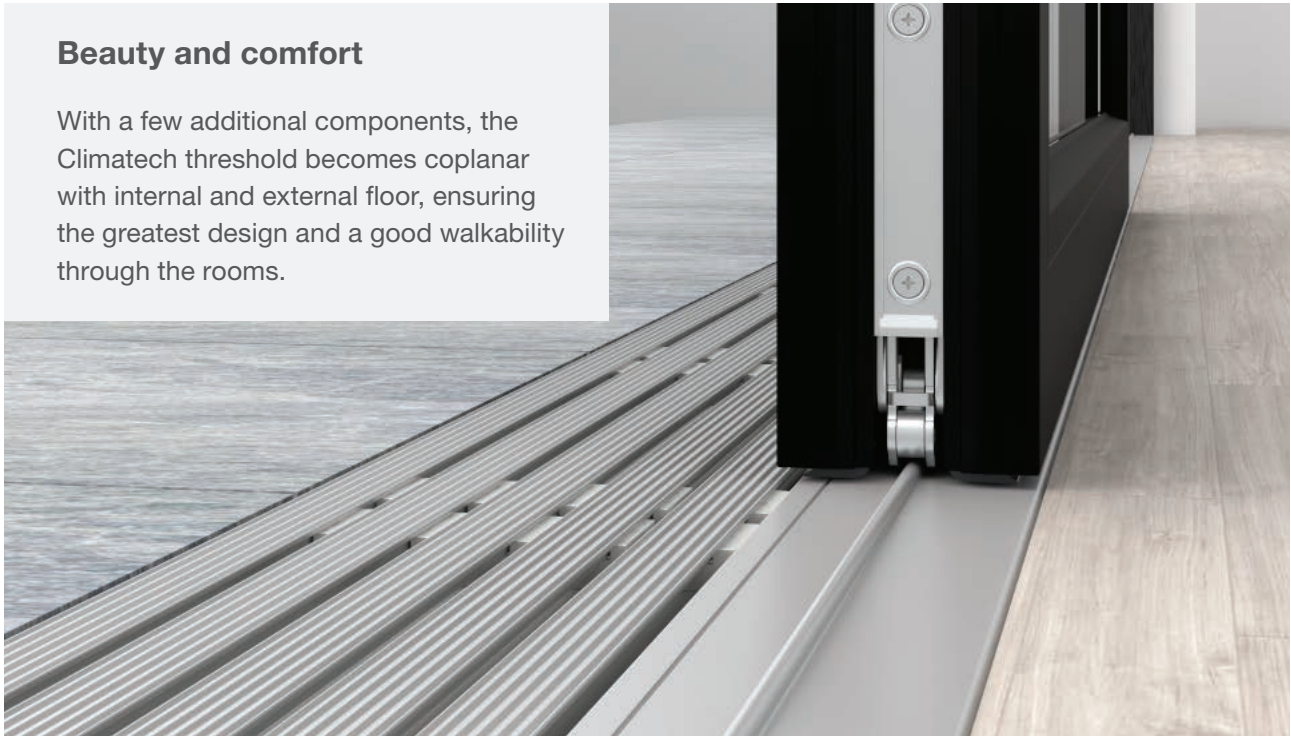
The system

ClimaZero is composed by a drainage cover, made with anodised aluminium profiles with clip on compensator adapters which are screwed to the fiberglass threshold.



Beauty and comfort

With a few additional components, the Climatech threshold becomes coplanar with internal and external floor, ensuring the greatest design and a good walkability through the rooms.



ClimaZero helps the flow of rain water from the Climatech threshold to outside.